

MR. DICKSON'S METHOD FOR BAND

Book One

**Trombone
Baritone**

www.JustinDickson.com
revised July 13, 2020

--- While You Are Playing ---

Tap your foot with the beat, during all notes and rests.

Count 1-2-3-4-1-2-3-4 in your mind while you play each measure (notes and rests).

Breathe on the beat before you start playing. Breathe together to play together.

Look ahead and get ready for the next measure when you can.

Sit up straight, take a big and relaxed breath every time, don't tense up.

--- Practice ---

Practice your instrument every day. Really. Every day.

Every day you practice, you will get stronger and better;

every day you don't practice, you will get weaker and worse.

It's not about how hard you try; it's about how often you try.

If you want to get good at something, you have to do it over and over and over again slowly.

If you make a mistake, stop and fix it. Do not just keep going, or it will not get better.

Practice with a metronome, to help you count and keep a steady beat.

Practice with the Bandmate Chromatic Tuner app to check your notes.

--- Strategies For Learning New Music ---

Slowwwwwww Dooooowwwwwnnnnnnn.

Slow down the tempo until you can play it without any mistakes, then play it correctly at that tempo 5-10 times before trying to speed up. Slow down again if you make mistakes.

Say the letter names of the notes out loud.


Say the rhythms out loud ("quarter quarter eighth eighth" etc.)

Tizzle, count, and/or clap the rhythm before you try to play the melody.

If you are having trouble playing the right notes, play through the melody holding each note for 3 seconds.

CHAPTER 1: The band will be able to read, count, and play melodies with the pitches concert B \flat , C, and D; and rhythms with quarter notes and quarter rests.

1.01 Your first note



B \flat

1.02 Quarter notes and quarter rests




1 2 3 4 1 2 3 4

1.03 Quarter notes and quarter rests



1.04 Your next note



C

1.05 Quarter notes and quarter rests



1.06 Quarter notes and quarter rests




1.07 Quarter notes and quarter rests



1.08 Quarter notes and quarter rests



1.09 Your third note



D

1.10 Quarter notes and quarter rests



1.11 Quarter notes and quarter rests



1.12 Quarter notes and quarter rests



1.13 Quarter notes and quarter rests




1.14 Quarter notes and quarter rests



1.15 Three note scale



1.16 "Mary Had A Little Lamb"



*continue down to
the next line >>>>*




1.17 Most excellent bonus etude. Can you handle it!?



CHAPTER 2: The band will be able to read, count, and play melodies with the pitches concert Eb and F.

2.01 New note!



E \flat

2.02 Quarter notes and quarter rests



2.03 Quarter notes and quarter rests




2.04 Quarter notes and quarter rests



2.05 Four note scale



2.06 New note!



F

2.07 Quarter notes and quarter rests



2.08 Quarter notes and quarter rests



2.09 Five note scale



2.10 Thirds



2.11 Thirds



2.12 Thirds



2.13 Flexibility



2.14 Get up and get down

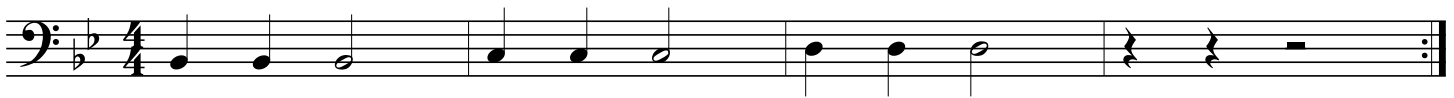


2.15 Super duper extra bonus beast mode star power etude for Narnia and Azeroth




CHAPTER 3: The band will be able to read, count, and play melodies with half notes and half rests.

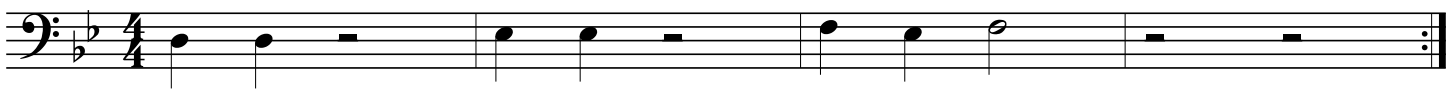
3.01 Half notes and half rests




3.02 Half notes and half rests



3.03 Half notes and half rests




3.04 Half notes and half rests



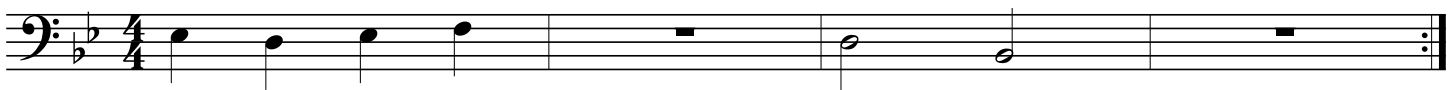
3.05 Whole notes and whole rests



3.06 Whole notes and whole rests



3.07 Whole notes and whole rests



3.08 Whole notes and whole rests





3.09 "Hot Cross Buns"





3.10 "Jingle Bells"


*continue down to
the next line >>>>*



3.11 "Too Much Homework Blues" - Dickson



3.12 "March Of The Stinky Kids" - Dickson



3.13 "Jingle Bells" with first and second endings

Musical notation for "Jingle Bells" in bass clef, 4/4 time, key of B-flat. The first line contains the main melody. The second line shows two endings: the first ending leads back to the beginning, and the second ending concludes the piece.

CHAPTER 4: The band will be able to read, count, and play melodies with the pitch concert G.

4.01 New note!

Musical notation showing a single note G on a bass clef staff. The note is placed on the second line from the bottom.

G

4.02 Three note scale

Musical notation showing a three-note scale in bass clef, 4/4 time, key of B-flat. The notes are G, A-flat, and B-flat, each held for one measure.

4.03 Help for the brass

Musical notation showing a melody in bass clef, 4/4 time, key of B-flat. The notes are G, A-flat, B-flat, and C, each held for one measure.

4.04 "Twinkle Twinkle Little Star" - W.A. Mozart

Musical notation for "Twinkle Twinkle Little Star" in bass clef, 4/4 time, key of B-flat. The melody is written across three staves.

4.05 "Repeat Then Move On Blues" - Dickson

Two staves of music in bass clef, 4/4 time, with a key signature of one flat. The first staff contains a melody with quarter notes, eighth notes, and rests. The second staff contains a bass line with quarter notes and a whole note.

CHAPTER 5: The band will be able to read, count, and play melodies with eighth notes.

5.01 Eighth notes and eighth rests

Two staves of music in bass clef, 4/4 time, with a key signature of one flat. The first staff contains a melody of eighth notes. The second staff contains eighth rests. Below the staves is a counting sequence: 1 + 2 + 3 + 4 + 1 + 2 + 3 + 4 +

5.02 Eighth notes

Two staves of music in bass clef, 4/4 time, with a key signature of one flat. The first staff contains a melody of eighth notes. The second staff contains quarter notes. Below the staves is a counting sequence: 1 + 2 + 3 + 4 + 1 2 3

5.03 Eighth notes

Two staves of music in bass clef, 4/4 time, with a key signature of one flat. The first staff contains a melody of eighth notes. The second staff contains quarter notes. Below the staves is a counting sequence: 1 + 2 + 3 + 4 + 1 2 3

5.04 Eighth notes

Two staves of music in bass clef, 4/4 time, with a key signature of one flat. The first staff contains a melody of eighth notes. The second staff contains quarter notes. Below the staves is a counting sequence: 1 + 2 3 + 4 1 2 3

5.05 Eighth notes

Two staves of music in bass clef, 4/4 time, with a key signature of one flat. The first staff contains a melody of eighth notes. The second staff contains quarter notes. Below the staves is a counting sequence: 1 + 2 + 3 4 1 + 2 + 3

5.06 Eighth notes

Two staves of music in bass clef, 4/4 time, with a key signature of one flat. The first staff contains a melody of eighth notes. The second staff contains quarter notes. Below the staves is a counting sequence: 1 + 2 + 3 4 1 + 2 + 3

5.07 "Jolly Old St. Nicholas"

Two staves of musical notation in bass clef, 4/4 time, and B-flat major. The melody consists of eighth and quarter notes, with some beamed eighth notes. The first staff ends with a double bar line, and the second staff continues the melody and also ends with a double bar line.

5.08 "This Old Man"

Two staves of musical notation in bass clef, 4/4 time, and B-flat major. The melody is simple, using quarter and eighth notes. The first staff ends with a double bar line, and the second staff continues the melody and also ends with a double bar line.

5.09 "Cafeteria Food Doesn't Seem Like Actual Food Blues" - Dickson

Two staves of musical notation in bass clef, 4/4 time, and B-flat major. The melody features quarter notes, eighth notes, and rests. The first staff ends with a double bar line, and the second staff continues the melody and also ends with a double bar line.

CHAPTER 6: The band will be able to read, count, and play melodies with the pitch Ab, and dotted-half notes.

6.01 New note!

A single staff of musical notation in bass clef, B-flat major, showing a single quarter note on the line for Ab.

Ab

6.02 Three note scale

A single staff of musical notation in bass clef, 4/4 time, and B-flat major. The melody is a three-note scale: Ab (quarter), Bb (quarter), and Cb (dotted half).

6.03 "Yankee Doodle"

6.04 Slurs

6.05 Slurs

6.06 Slurs

6.07 Dotted-half notes

tap your foot with the beat while you play!

6.08 Etude

6.09 Etude

Two staves of musical notation in bass clef, 4/4 time, and B-flat major. The first staff begins with a half note G2, followed by quarter notes A2, Bb2, and C3. The second staff continues with a half note D3, followed by quarter notes E3, F3, G3, and A3. The piece concludes with a whole note G2.

6.10 "Jurassic Park"

Two staves of musical notation in bass clef, 4/4 time, and B-flat major. The first staff starts with a half note G2, followed by quarter notes A2, Bb2, and C3. The second staff continues with a half note D3, followed by quarter notes E3, F3, G3, and A3. The piece concludes with a whole note G2.

6.11 "Covid-19 Blues" duet, part 1

Three staves of musical notation in bass clef, 4/4 time, and B-flat major. The first staff contains a quarter note G2, a quarter note A2, a quarter note Bb2, a quarter note C3, and a quarter note D3 with an accent (>). The second staff contains a quarter note E3, a quarter note F3, a quarter note G3, a quarter note A3, and a quarter note Bb3 with an accent (>). The third staff contains a quarter note C4, a quarter note Bb3, a quarter note A3, a quarter note G3, and a quarter note F3 with an accent (>). The piece concludes with a whole note G2.

6.11 "Covid-19 Blues" duet, part 2

Three staves of musical notation in bass clef, 4/4 time, and B-flat major. The first staff contains a quarter rest, a quarter note G2 with an accent (>), a quarter note A2 with an accent (>), a quarter note Bb2, and a quarter note C3. The second staff contains a quarter note D3, a quarter note E3, a quarter note F3, a quarter note G3, and a quarter note A3 with an accent (>). The third staff contains a quarter note Bb3, a quarter note C4, a quarter note Bb3, a quarter note A3, a quarter note G3, a quarter note F3, and a quarter note E3 with an accent (>). The piece concludes with a whole note G2.

CHAPTER 7: The band will be able to read, count, and play melodies in 3/4 meter.

7.01 3/4 meter

Musical notation for exercise 7.01 in 3/4 meter. The piece is in bass clef with a key signature of two flats (Bb and Eb). The melody consists of quarter notes and a half note. The notes are: G2, A2, Bb2, C3, D3, E3, F3, G3, A3, Bb3, C4, D4, E4, F4, G4, A4, Bb4, C5. The final note is a half note G4. Below the staff, the following fingerings are indicated: 1 2 3 1 2 3 1 2 3 1.

7.02 "The Pirates Of The Instrument Storage Room" - Dickson

Musical notation for exercise 7.02 in 3/4 meter. The piece is in bass clef with a key signature of two flats (Bb and Eb). The melody consists of quarter notes and a half note. The notes are: G2, A2, Bb2, C3, D3, E3, F3, G3, A3, Bb3, C4, D4, E4, F4, G4, A4, Bb4, C5. The final note is a half note G4. The melody is divided into two staves, with the second staff containing a repeat sign at the end.

7.03 "We Wish You A Merry Christmas"

Musical notation for exercise 7.03 in 3/4 meter. The piece is in bass clef with a key signature of two flats (Bb and Eb). The melody consists of quarter notes and a half note. The notes are: G2, A2, Bb2, C3, D3, E3, F3, G3, A3, Bb3, C4, D4, E4, F4, G4, A4, Bb4, C5. The final note is a half note G4. The melody is divided into two staves, with the second staff containing a repeat sign at the end.


7.04 "There's A Hole In The Bucket"

Musical notation for exercise 7.04 in 3/4 meter. The piece is in bass clef with a key signature of two flats (Bb and Eb). The melody consists of quarter notes and a half note. The notes are: G2, A2, Bb2, C3, D3, E3, F3, G3, A3, Bb3, C4, D4, E4, F4, G4, A4, Bb4, C5. The final note is a half note G4. The melody is divided into two staves, with the second staff containing a repeat sign at the end.

8.06 "Spooky Song" - Dickson



This _____ song is so spoo - ky, I _____ am so af - raid,



Lots _____ of ties, I _____ think I am _____ too scared to play!

8.07 "Ode To Joy" - Ludwig Van Beethoven




*notes with the Accent mark > should stand out,
so blow a little more air at the beginning of the note.*

8.08 "Accent Blues"



CHAPTER 9: The band will be able to read, count, and play melodies with the pitch concert G, accidentals, and rhythms with ties across the bar line.

9.01 New note!




G

9.02 Five note scale




9.03 Ties



9.04 Ties



9.05 "Like And Subscribe To This Etude" - Dickson



9.06 "January February March" - Dickson



9.07 "Summertime" - George & Ira Gershwin

Musical score for "Summertime" in bass clef, 4/4 time signature. The score consists of four staves. The first staff begins with a whole rest followed by a quarter rest, then a series of eighth and quarter notes. The second and third staves feature long, sweeping melodic lines with many slurs. The fourth staff concludes the piece with a final whole note and a double bar line.


9.08 "End-Of-Grade Testing Blues" - Dickson

Musical score for "End-Of-Grade Testing Blues" in bass clef, 4/4 time signature. The score consists of three staves. The first staff starts with a quarter rest, followed by eighth and quarter notes. The second and third staves continue the melodic line with similar rhythmic patterns, ending with a double bar line.

9.09 "The Medallion Calls" from Pirates Of The Caribbean

Musical score for "The Medallion Calls" in bass clef, 3/4 time signature. The score consists of four staves. The first staff begins with a quarter rest, followed by a series of eighth and quarter notes. The second and third staves feature a continuous, rhythmic melodic line. The fourth staff concludes the piece with a final whole note and a double bar line.

9.10 New note




E


9.11 Accidentals



9.12 "March Of The Flying Eagles" - Dickson



9.13 "Sick Licks" - Dickson



During the 2020 pandemic, I wrote many new songs for my 6th grade students to learn at home. I added the best of them to Chapter 9, which is why this chapter is so long. Many of these songs have play-along recordings on my website. Some of these songs are redundant, in terms of the band curriculum, but they were good, fun to play, and I worked hard on them, so I wanted to include them in my Method anyway. Dig it.

9.14 "Linus And Lucy"

you can use this to play along with the recording of
"Linus And Lucy" by Ellis and Wynton Marsalis on Youtube

Musical score for "Linus And Lucy" in bass clef, 4/4 time. The score consists of five staves. The first two staves show the main melody. The third staff has two first endings, labeled "1." and "2.". The fourth staff contains a triplet of eighth notes with accents. The fifth staff shows the final notes of the piece.

9.15 March

Musical score for "March" in bass clef, 4/4 time. The score consists of four staves. The first two staves show the main melody with accents. The third staff shows a melodic line with a slur. The fourth staff shows the final notes of the piece with accents.

9.16 "My Locker Won't Open" - Dickson

Musical score for "My Locker Won't Open" by Dickson. The score is written in bass clef, 4/4 time, and B-flat major. It consists of three staves. The first two staves contain the main melody, and the third staff contains a concluding phrase. The melody is characterized by eighth and quarter notes, with some slurs and ties.

9.17 "My Favorite Things"

Musical score for "My Favorite Things". The score is written in bass clef, 3/4 time, and B-flat major. It consists of seven staves. The first six staves contain the main melody, which is a sequence of eighth and quarter notes. The seventh staff contains a concluding phrase with a long slur over four half notes. The melody is simple and rhythmic, typical of the original film score.

9.18 "Springtime Under Quarentine" - Dickson



Fine



D.C. al Fine

