

MR. DICKSON'S METHOD FOR BAND

Book One

Trumpet in B \flat

www.JustinDickson.com

revised July 13, 2020

--- While You Are Playing ---

Tap your foot with the beat, during all notes and rests.

Count 1-2-3-4-1-2-3-4 in your mind while you play each measure (notes and rests).

Breathe on the beat before you start playing. Breathe together to play together.

Look ahead and get ready for the next measure when you can.

Sit up straight, take a big and relaxed breath every time, don't tense up.

--- Practice ---

Practice your instrument every day. Really. Every day.

Every day you practice, you will get stronger and better;

every day you don't practice, you will get weaker and worse.

It's not about how hard you try; it's about how often you try.

If you want to get good at something, you have to do it over and over and over again slowly.

If you make a mistake, stop and fix it. Do not just keep going, or it will not get better.

Practice with a metronome, to help you count and keep a steady beat.

Practice with the Bandmate Chromatic Tuner app to check your notes.

--- Strategies For Learning New Music ---

Slowwwwwww Dooooowwwwwnnnnnnn.

Slow down the tempo until you can play it without any mistakes, then play it correctly at that tempo 5-10 times before trying to speed up. Slow down again if you make mistakes.

Say the letter names of the notes out loud.

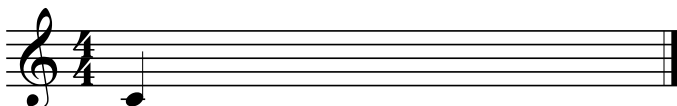
Say the rhythms out loud ("quarter quarter eighth eighth" etc.)

Tizzle, count, and/or clap the rhythm before you try to play the melody.

If you are having trouble playing the right notes, play through the melody holding each note for 3 seconds.

CHAPTER 1: The band will be able to read, count, and play melodies with the pitches concert B \flat , C, and D; and rhythms with quarter notes and quarter rests.

1.01 Your first note




C

1.02 Quarter notes and quarter rests

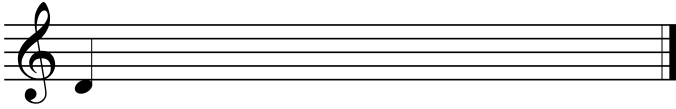


1 2 3 4 1 2 3 4

1.03 Quarter notes and quarter rests



1.04 Your next note



D


1.05 Quarter notes and quarter rests




1.06 Quarter notes and quarter rests



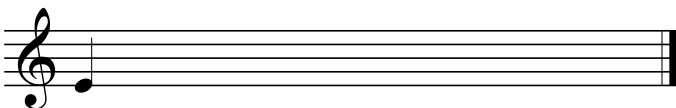
1.07 Quarter notes and quarter rests



1.08 Quarter notes and quarter rests



1.09 Your third note



E

1.10 Quarter notes and quarter rests



1.11 Quarter notes and quarter rests



1.12 Quarter notes and quarter rests



1.13 Quarter notes and quarter rests




1.14 Quarter notes and quarter rests



1.15 Three note scale




1.16 "Mary Had A Little Lamb"



*continue down to
the next line >>>>*

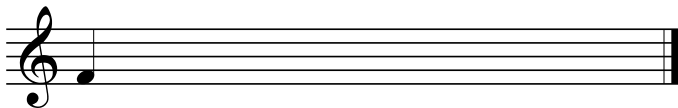


1.17 Most excellent bonus etude. Can you handle it!?



CHAPTER 2: The band will be able to read, count, and play melodies with the pitches concert Eb and F.

2.01 New note!



F


2.02 Quarter notes and quarter rests




2.03 Quarter notes and quarter rests



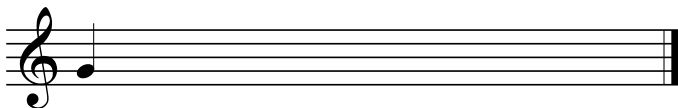
2.04 Quarter notes and quarter rests



2.05 Four note scale




2.06 New note!



G

2.07 Quarter notes and quarter rests




2.08 Quarter notes and quarter rests




2.09 Five note scale



2.10 Thirds



2.11 Thirds



2.12 Thirds




2.13 Flexibility



2.14 Get up and get down



2.15 Super duper extra bonus beast mode star power etude for Narnia and Azeroth



CHAPTER 3: The band will be able to read, count, and play melodies with half notes and half rests.

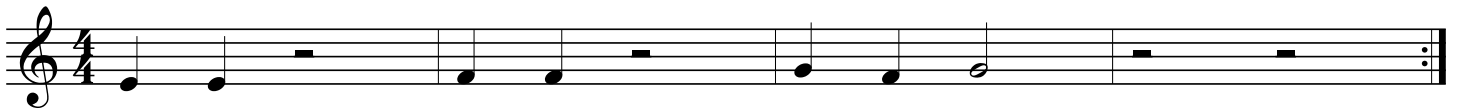
3.01 Half notes and half rests



3.02 Half notes and half rests



3.03 Half notes and half rests




3.04 Half notes and half rests



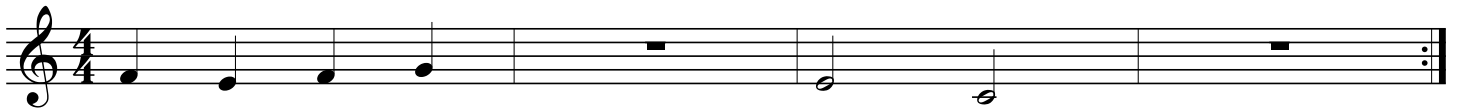
3.05 Whole notes and whole rests




3.06 Whole notes and whole rests



3.07 Whole notes and whole rests



3.08 Whole notes and whole rests



3.09 "Hot Cross Buns"




3.10 "Jingle Bells"


*continue down to
the next line >>>>*



3.11 "Too Much Homework Blues" - Dickson



3.12 "March Of The Stinky Kids" - Dickson



3.13 "Jingle Bells" with first and second endings

Musical notation for "Jingle Bells" in 4/4 time. The first line shows the main melody. The second line shows two endings: the first ending leads back to the beginning, and the second ending concludes the piece.

CHAPTER 4: The band will be able to read, count, and play melodies with the pitch concert G.

4.01 New note!

Musical notation showing a single note (A) on a treble clef staff.

4.02 Three note scale

Musical notation showing a three-note scale (A, B, C) on a treble clef staff in 4/4 time.

4.03 Help for the brass

Musical notation showing a melody on a treble clef staff in 4/4 time, including a rest for the brass section.

4.04 "Twinkle Twinkle Little Star" - W.A. Mozart

Musical notation for "Twinkle Twinkle Little Star" by W.A. Mozart, presented in three staves on a treble clef staff in 4/4 time.

4.05 "Repeat Then Move On Blues" - Dickson

CHAPTER 5: The band will be able to read, count, and play melodies with eighth notes.

5.01 Eighth notes and eighth rests

1 + 2 + 3 + 4 + 1 + 2 + 3 + 4 +

5.02 Eighth notes

1 + 2 + 3 + 4 + 1 2 3

5.03 Eighth notes

1 + 2 + 3 + 4 + 1 2 3

5.04 Eighth notes

1 + 2 3 + 4 1 2 3

5.05 Eighth notes

1 + 2 + 3 4 1 + 2 + 3

5.06 Eighth notes

1 + 2 + 3 4 1 + 2 + 3

5.07 "Jolly Old St. Nicholas"

Two staves of musical notation for the song "Jolly Old St. Nicholas". The music is in 4/4 time and B-flat major. The melody consists of eighth and quarter notes, with a final dotted half note.

5.08 "This Old Man"

Two staves of musical notation for the song "This Old Man". The music is in 4/4 time and B-flat major. The melody features a mix of quarter, eighth, and dotted half notes.

5.09 "Cafeteria Food Doesn't Seem Like Actual Food Blues" - Dickson

Two staves of musical notation for the song "Cafeteria Food Doesn't Seem Like Actual Food Blues" by Dickson. The music is in 4/4 time and B-flat major. The melody includes quarter, eighth, and dotted half notes, with some rests.

CHAPTER 6: The band will be able to read, count, and play melodies with the pitch Ab, and dotted-half notes.

6.01 New note!

A single staff of musical notation showing a new note, B-flat, on a treble clef staff. The note is a quarter note.

B \flat

6.02 Three note scale

A single staff of musical notation showing a three-note scale in 4/4 time and B-flat major. The notes are quarter notes: B-flat, C, and D.

6.03 "Yankee Doodle"

Two staves of musical notation in 2/4 time, featuring eighth notes and a key signature of one flat (Bb).

6.04 Slurs

One staff of musical notation in 2/4 time, featuring a slur over a sequence of notes and a key signature of one flat (Bb).

6.05 Slurs

One staff of musical notation in 2/4 time, featuring two slurs over different note groups and a key signature of one flat (Bb).

6.06 Slurs

One staff of musical notation in 4/4 time, featuring a long slur over the entire phrase and a key signature of one flat (Bb).

6.07 Dotted-half notes

tap your foot with the beat while you play!

One staff of musical notation in 4/4 time, featuring dotted half notes and a key signature of one flat (Bb).

6.08 Etude

One staff of musical notation in 4/4 time, featuring slurs and a key signature of one flat (Bb).

6.09 Etude

Two staves of musical notation in 4/4 time. The first staff begins with a treble clef and a key signature of one flat (Bb). The melody consists of quarter and eighth notes, with some notes beamed together. The second staff continues the melody, ending with a double bar line.

6.10 "Jurassic Park"

Two staves of musical notation in 4/4 time. The first staff begins with a treble clef and a key signature of two flats (Bb, Eb). The melody features quarter and eighth notes, with some notes beamed together. The second staff continues the melody, ending with a double bar line.

6.11 "Covid-19 Blues" duet, part 1

Three staves of musical notation in 4/4 time. The first staff begins with a treble clef and a key signature of two flats (Bb, Eb). The melody consists of quarter and eighth notes, with some notes beamed together. The second and third staves continue the melody, ending with a double bar line.

6.11 "Covid-19 Blues" duet, part 2

Three staves of musical notation in 4/4 time. The first staff begins with a treble clef and a key signature of two flats (Bb, Eb). The melody consists of quarter and eighth notes, with some notes beamed together. The second and third staves continue the melody, ending with a double bar line.

CHAPTER 7: The band will be able to read, count, and play melodies in 3/4 meter.

7.01 3/4 meter

A single staff of music in 3/4 time, key of B-flat major. The melody consists of quarter notes on the notes G, A, B, A, G, F, E, D, C, B, A, G. Below the staff, the numbers 1, 2, 3 are repeated under each group of three notes: 1 2 3 1 2 3 1 2 3 1.

7.02 "The Pirates Of The Instrument Storage Room" - Dickson

Two staves of music in 3/4 time, key of B-flat major. The first staff contains a melody of quarter notes: G, A, B, A, G, F, E, D, C, B, A, G. The second staff contains a melody of quarter notes: G, A, B, A, G, F, E, D, C, B, A, G. Both staves end with a double bar line and repeat dots.

7.03 "We Wish You A Merry Christmas"


Two staves of music in 3/4 time, key of B-flat major. The first staff starts with two rests, followed by a melody of quarter notes: G, A, B, A, G, F, E, D, C, B, A, G. The second staff contains a melody of quarter notes: G, A, B, A, G, F, E, D, C, B, A, G. Both staves end with a double bar line and repeat dots.

7.04 "There's A Hole In The Bucket"

Two staves of music in 3/4 time, key of B-flat major. The first staff starts with a whole rest, followed by a melody of quarter notes: G, A, B, A, G, F, E, D, C, B, A, G. The second staff contains a melody of quarter notes: G, A, B, A, G, F, E, D, C, B, A, G. Both staves end with a double bar line and repeat dots.

CHAPTER 8: The band will be able to read, count, and play melodies with the pitch concert A, and rhythms with tied notes.

8.01 New note!




Musical notation for exercise 8.01, titled "New note!". It consists of a single treble clef staff. The first measure contains a quarter note on the line B. The second measure contains a quarter rest. The third measure contains a quarter note on the space C. The letter "B" is printed below the first measure.

8.02 Etude




Musical notation for exercise 8.02, titled "Etude". It is in 4/4 time and consists of a single treble clef staff. The melody starts with a quarter note on G, followed by quarter notes on A, B, and C. The fourth measure contains a quarter rest. The fifth measure contains a beamed eighth-note triplet (D, E, F) with a slur underneath. The sixth measure contains a quarter note on G. The seventh measure contains beamed eighth notes on A and B. The eighth measure contains a quarter note on C. The piece ends with a double bar line.

8.03 "Hat Dance"



Musical notation for exercise 8.03, titled "Hat Dance". It is in 3/4 time and consists of a single treble clef staff. The melody starts with quarter notes on G, A, B, C, D, E, F, G. The eighth measure contains a quarter rest. The ninth measure contains a quarter note on G. The tenth measure contains a quarter note on A. The eleventh measure contains a quarter note on B. The twelfth measure contains a quarter note on C. The thirteenth measure contains a quarter note on D. The fourteenth measure contains a quarter note on E. The fifteenth measure contains a quarter note on F. The sixteenth measure contains a quarter note on G. The piece ends with a double bar line. There are two first endings: the first ending is a quarter note on G, and the second ending is a quarter note on A.

8.03 Ties




Musical notation for exercise 8.03 Ties, consisting of two treble clef staves in 4/4 time. The first staff contains a melody of quarter notes: G, A, B, C, D, E, F, G. The second staff contains a melody of quarter notes: G, A, B, C, D, E, F, G. The notes in the second staff are tied to the notes in the first staff.

8.04 Ties



Musical notation for exercise 8.04, titled "Ties". It is in 4/4 time and consists of a single treble clef staff. The melody starts with quarter notes on G, A, B, C. The fourth measure contains a quarter rest. The fifth measure contains a quarter note on D. The sixth measure contains a quarter note on E. The seventh measure contains a quarter note on F. The eighth measure contains a quarter note on G. The piece ends with a double bar line.

8.05 "Deck The Halls"

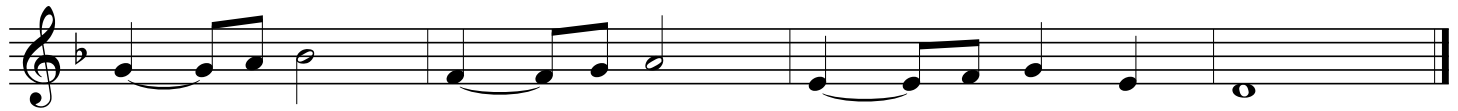


Musical notation for exercise 8.05, titled "Deck The Halls". It is in 4/4 time and consists of a single treble clef staff. The melody starts with quarter notes on G, A, B, C. The fourth measure contains a quarter rest. The fifth measure contains a quarter note on D. The sixth measure contains a quarter note on E. The seventh measure contains a quarter note on F. The eighth measure contains a quarter note on G. The piece ends with a double bar line.

8.06 "Spooky Song" - Dickson



This _____ song is so spoo - ky, I _____ am so af - raid,




Lots _____ of ties, I _____ think I am _____ too scared to play!

8.07 "Ode To Joy" - Ludwig Van Beethoven



*notes with the Accent mark > should stand out,
so blow a little more air at the beginning of the note.*

8.08 "Accent Blues"



CHAPTER 9: The band will be able to read, count, and play melodies with the pitch concert G, accidentals, and rhythms with ties across the bar line.

9.01 New note!

A

9.02 Five note scale

9.03 Ties

9.04 Ties

9.05 "Like And Subscribe To This Etude" - Dickson

9.06 "January February March" - Dickson

9.07 "Summertime" - George & Ira Gershwin

Musical score for "Summertime" in 4/4 time, key of F major. The score consists of four staves. The first three staves are vocal lines, and the fourth is a piano accompaniment line. The melody is characterized by a slow, lullaby-like feel with a mix of eighth and quarter notes, and a prominent use of slurs and ties.

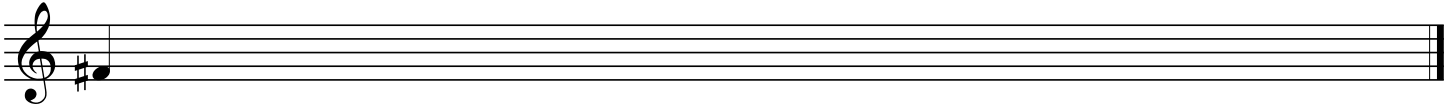
9.08 "End-Of-Grade Testing Blues" - Dickson

Musical score for "End-Of-Grade Testing Blues" in 4/4 time, key of F major. The score consists of three staves. The melody is a blues-influenced piece featuring a mix of eighth and quarter notes, with a strong emphasis on slurs and ties, giving it a rhythmic, walking feel.

9.09 "The Medallion Calls" from Pirates Of The Caribbean


Musical score for "The Medallion Calls" in 3/4 time, key of F major. The score consists of four staves. The melody is a rhythmic, march-like piece featuring a mix of eighth and quarter notes, with a strong emphasis on slurs and ties, giving it a driving, energetic feel.

9.10 New note



F#

9.11 Accidentals



9.12 "March Of The Flying Eagles" - Dickson



9.13 "Sick Licks" - Dickson



During the 2020 pandemic, I wrote many new songs for my 6th grade students to learn at home. I added the best of them to Chapter 9, which is why this chapter is so long. Many of these songs have play-along recordings on my website. Some of these songs are redundant, in terms of the band curriculum, but they were good, fun to play, and I worked hard on them, so I wanted to include them in my Method anyway. Dig it.

9.14 "Linus And Lucy"

you can use this to play along with the recording of
"Linus And Lucy" by Ellis and Wynton Marsalis on Youtube

Musical score for "Linus And Lucy" in G major, 4/4 time. The score consists of five staves. The first two staves show the main melody. The third staff has two first endings, labeled "1." and "2.". The fourth staff contains a rhythmic accompaniment with eighth-note patterns and accents. The fifth staff shows a bass line with dotted rhythms and accents.

9.15 March

Musical score for "March" in B-flat major, 4/4 time. The score consists of four staves. The first two staves show the main melody with accents. The third staff contains a rhythmic accompaniment with eighth-note patterns and accents. The fourth staff shows a bass line with dotted rhythms and accents.

9.16 "My Locker Won't Open" - Dickson

Musical score for "My Locker Won't Open" by Dickson. The piece is in 4/4 time and B-flat major. It consists of three staves of music. The first two staves contain the main melody, which begins with a quarter rest followed by a series of eighth and quarter notes. The third staff provides a harmonic accompaniment, primarily using quarter and eighth notes.

9.17 "My Favorite Things"

Musical score for "My Favorite Things". The piece is in 3/4 time and B-flat major. It consists of seven staves of music. The first six staves contain the main melody, which is characterized by a steady eighth-note pattern. The seventh staff features a series of four dotted half notes, likely serving as a harmonic or rhythmic accompaniment.

9.18 "Springtime Under Quarentine" - Dickson



Fine



D.C. al Fine

