


Trumpet

# Fundamentals For Band


Listen  
Count  
Tap your foot  
Breathe together  
Watch  
Have Fun

1. Starting Note

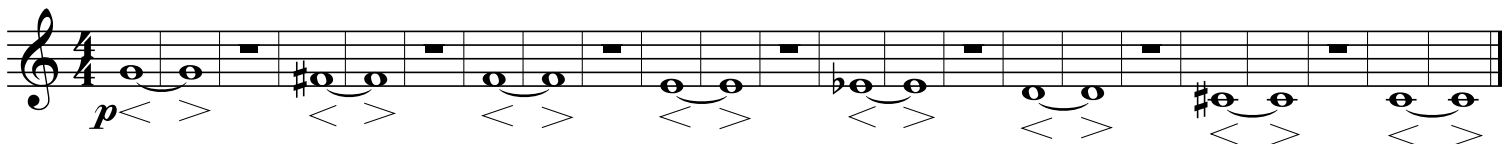


2.01 Long Tones

*stop-2-3-breathe*



2.02 Long Tones



3.01 Articulation



3.02 Articulation



4. Flexibility



5.01 Major Scale in Bb



5.02 Major Scale in Ab



5.03 Major Scale in Eb



# Fundamentals For Band

6.01 Six-Note Scale in Bb



6.02 Six-Note Scale in Eb



6.03 Six-Note Scale in F




6.04 Six-Note Scale in G Minor



6.05 Six-Note Scale in Ab



6.06 Six-Note Scale in C



7. Technical Etude



# Fundamentals For Band

## 8. Expanding Intervals

*stop-2-3-breathe*

Expanding Intervals exercise in 4/4 time. The exercise consists of six staves of music. The first four staves show ascending and descending intervals of 2nds, 3rds, 4ths, and 5ths, with a 'stop' sign indicating a breath point. The fifth staff shows a descending chromatic scale. The sixth staff shows a simple ascending scale.

## 9. Chromatic Scale

Chromatic Scale exercise in 4/4 time. The notation shows a single staff with a chromatic scale from A to E. The notes are labeled as follows: A, B $\flat$ , B, C, C $\sharp$ , D, E $\flat$ , E, F, F $\sharp$ , G, G $\sharp$ , A, B $\flat$ , B, C, C $\sharp$ , D, E $\flat$ , E.

## 10. Melody: "The Water Is Wide"

Melody for "The Water Is Wide" in 4/4 time. The notation shows two staves of music. The first staff starts with a quarter rest, followed by a melody of quarter and eighth notes. The second staff continues the melody with quarter and eighth notes, ending with a quarter rest.

## Happy Birthday

Melody for "Happy Birthday" in 3/4 time. The notation shows a single staff of music. The melody starts with a quarter rest, followed by a sequence of quarter and eighth notes, ending with a quarter rest.