

The logo for the ESDH Band is set against a dark blue background. It features a large, light yellow speech bubble shape in the center. Inside the bubble, the text "ESDH" is written in a large, bold, dark blue font, with "Band" below it in a slightly smaller, bold, dark blue font. Below the bubble, the word "WELCOME!" is written in a smaller, bold, dark blue font. The entire design is surrounded by stylized, colorful leaves in shades of yellow, orange, green, and blue, with some leaves appearing to be part of a saxophone instrument. The leaves are scattered around the central bubble, with some at the top and others at the bottom, creating a vibrant, autumnal feel.

# ESDH Band

WELCOME!

## Welcome to Band

My name is Allison Penwell and I wanted to welcome you, both new and returning students, to our band program.

This is my 17th year teaching at ESDH on our beautiful Eastern Shore. I also teach at GBJH, and 2 of the Halifax Regional Arts ensembles in the evenings.

Please, do not hesitate to send me an email if you have any questions.

[apenwell@gnspes.ca](mailto:apenwell@gnspes.ca)

902-889-4035 ext. 7701119

@music\_on\_the\_shore instagram

@mspennwell twitter

hi



# FOR YOUR INFORMATION

(click links or scroll through slides for more information)



## About Band at ESDH

A general course overview for all grades



## Covid Modifications

Safety precautions for our 2022-2023 year



## Contact

Email, phone, website, twitter & instagram



## Online Calendar

The answer to "do I have band today?"



## Remind Service

A free and safe text service students and parents can use to keep up to date



## Curriculum

What are we learning in band?

# What is the band program all about?



## OVERVIEW

Band 10 is a collaborative course, meant to guide students through musical experiences while learning to play a wind or percussion instruments.

Students will learn new skills on their instruments while engaging in a collage of experiences involving active listening, music literacy, moving, playing instruments, and creating.



## DAILY TASKS 2022

Students will play their instruments for 60-75 minutes each band class and will spend non-performance time engaging in musical activities such as composition, theory, rhythm, drumming and listening/learning about music and style

# Daily Schedule: 2022



## SCHEDULE

Each class will follow roughly the same schedule:

5-7 minutes: in, set-up, announcements

10 minutes: Warm-Up and Tune

10 minutes: New and reinforcing skills

30-45 minutes: Performance (repertoire)

\*



## INSTRUMENTS

Students are asked to bring their instruments to band each day of the week. Instruments should come and go each day from school. Large instruments are an exception, and will be discussed with Ms. Penwell.

All instruments are stored in a labeled, individual cubby in the band room.




## JAZZ BAND & EXTRA-CURRICULAR TIME

**JAZZ BAND:** Is an extracurricular group open to all students in the Band Program and rehearses Friday mornings at 8am.

Jazz Band will begin on Friday, September 28th at 8am.

**CONCERT BAND:** Is an extracurricular group open to all students in the Band Program. This group rehearses outside of classtime and will be decided on during the first week of school. This group will begin rehearsals in February and will be the group that heads to perform at festivals in the Spring.



# PRACTICE

Practicing is not glamorous and not always fun – we get that. But, learning and instrument does require a certain amount of discipline in order to see improvement and keep up with the class. Make a schedule that works for you and your home. Each week, students will be assigned 2–3 sections/selections to practice

## Chunk it!

A few short sessions is better than 1 large session

## Do it!

The goal is 60–90 minutes per week

## Record it!

Complete the online practice journal/practice challenges as they are assigned.



## How does my band mark work?

A majority of the student' mark in band will come from their ability to complete checkpoints along the way on their instrument – simply put, can they play a certain skill?

Each song/selection/part of their booklet we play either has a new skill they are being introduced to, or one which is being reinforced through practice.

Students will play in class, in groups, and demonstrate their skills every 2–3 weeks. We call these “Skills Check” or Playing Quizzes. Students are always notified in advance when there will be a Skills Check (think: small quiz).

The majority of their mark will be Skill Checks as we move through the curriculum.

Alongside these outcomes, we will work on outcomes that enforce musical knowledge and appreciation. These assignments are often: Listening Journals, projects on composers, theory, writing music, creating music with others.





# Materials Needed

IMPORTANT for  
2022-2023

For health and safety reasons, students are not able to share instruments, use school instruments (when they forget.) and supplies.

All students must be diligent in bringing their own supplies so we can safely play music together.

## ALL STUDENTS

- Portfolio for music and classwork (given to everyone)
- A working instrument
- Pencil
- Name, phone number and homeroom labeled on instrument.

## WOODWINDS

### Flute, clarinet, bass clarinet, all saxophones

- Working reeds (see next slide for recommendations)
- Cleaning cloth and rod
- Cork grease (clarinet)

## BASS PLAYERS

- Patch cord
- Extra strings

## BRASS PLAYERS

### Trumpet, baritone, trombone, tuba

- Valve oil – Blue Juice or Hetmans recommended.
- Slide grease & spray (trombone)
- Puppy pads (school supplied)

## PERCUSSION

- 1-2 pairs of drum sticks (Vic Firth SD1 and a Vic Firth American Classic 5A recommended)
- Pair of hard mallets
- Name labelled on all sticks
- BONUS: Medium/hard yarn mallets
- BONUS: Medium timpani mallets



# Reed recommendation



Grade	Brand	Strength	Notes
<b>Grade 9-10</b>	Clarinet: Vandoren Saxophone: Rico Royal, D'Addario Reserve or Vandoren	2.5 (Vandoren) 3 Rico ROYAL, D'Addario	Vandoren is a much higher quality reed (last longer) and will help the student achieve a more mature sound. Students will also find higher and lower register notes respond clearer on higher quality reeds.
<b>Grade 11-12</b>	Clarinet: Vandoren Saxophone: Vandoren	3-3.5	Ask Ms. Penwell before buying 3.5

# COURSE OUTLINES



**Band 10 Course**  
**Outline**



**Band 11 Course**  
**Outline**



**Band 12 Course**  
**Outline**

# SCHEDULE

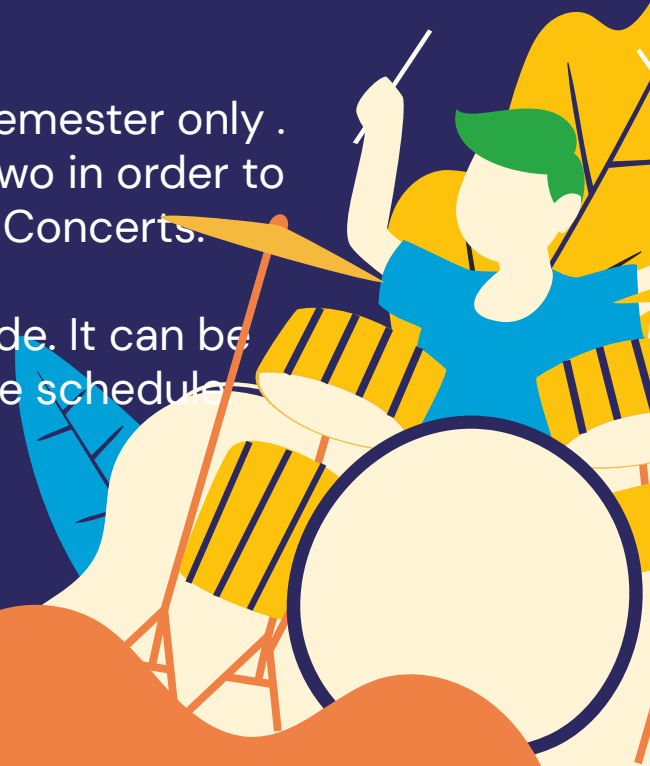
BAND DAYS FOR GRADE 10's are: Tuesday, Thursday and every second Friday.

BAND DAYS FOR 11-12's is every day during first semester only . Band will continue outside of class in semester two in order to prep for trips (if applicable) Festivals and Spring Concerts.

The calendar is linked and posted on the next slide. It can be added to your phone/device to stay on top of the schedule.

It is very important that students:

- Have band days marked on their calendar
- Keep their folders in their backpacks
- Have their instrument in class on these



# ONLINE CALENDAR - "Do we have band today?"

Link to calendar here - [ESDH Band Schedule](#)

Students and parents can link this calendar to their phone, or can leave the tab open in their web browser to always have quick access!

The screenshot shows an online calendar for September 2020. The calendar grid displays band schedules for various dates. A 'remind' widget is visible on the right side of the calendar, and a 'Twitter Feed' section is partially visible below it. The calendar interface includes navigation arrows, a 'Print' button, and a 'Sign up for Remind' button.

Sun	Mon	Tue	Wed	Thu	Fri	Sat
30	31	Sep 1	2	3	4	5
6	9am Band 10	7	8	9	10	11
13	9am Band 10 1pm 801 Band 2pm 804 Band	14	15	16	17	18
20	9am Band 10 1pm 801 Band 2pm 804 Band	21	22	23	24	25
27	9am Band 10 1pm 801 Band 2pm 804 Band	28	29	30	Oct 1	2





## REMIND Text Service

Remind is a free and safe text service designed for teachers to communicate with their students and parents

### TO ENROLL:

Text 902-800-1292

In the message, include ONLY the class code and hit send.

\*codes are all lowercase, no spaces, don't forget the @

There are codes for students and parents.

### **Class codes**

Grade 10 band: @band10esdh

Grade 11/12 Band: @bandesdh

Jazz Band @esdhjazz

Band parents @esdhparent

## CONTACT

### EMAIL

[apenwell@gnspe.ca](mailto:apenwell@gnspe.ca)

\*Since Ms. Penwell is at 3 schools, this is by far the quickest method

### TWITTER

[@mспенwell](https://twitter.com/mспенwell)

### PHONE

902-889-4025

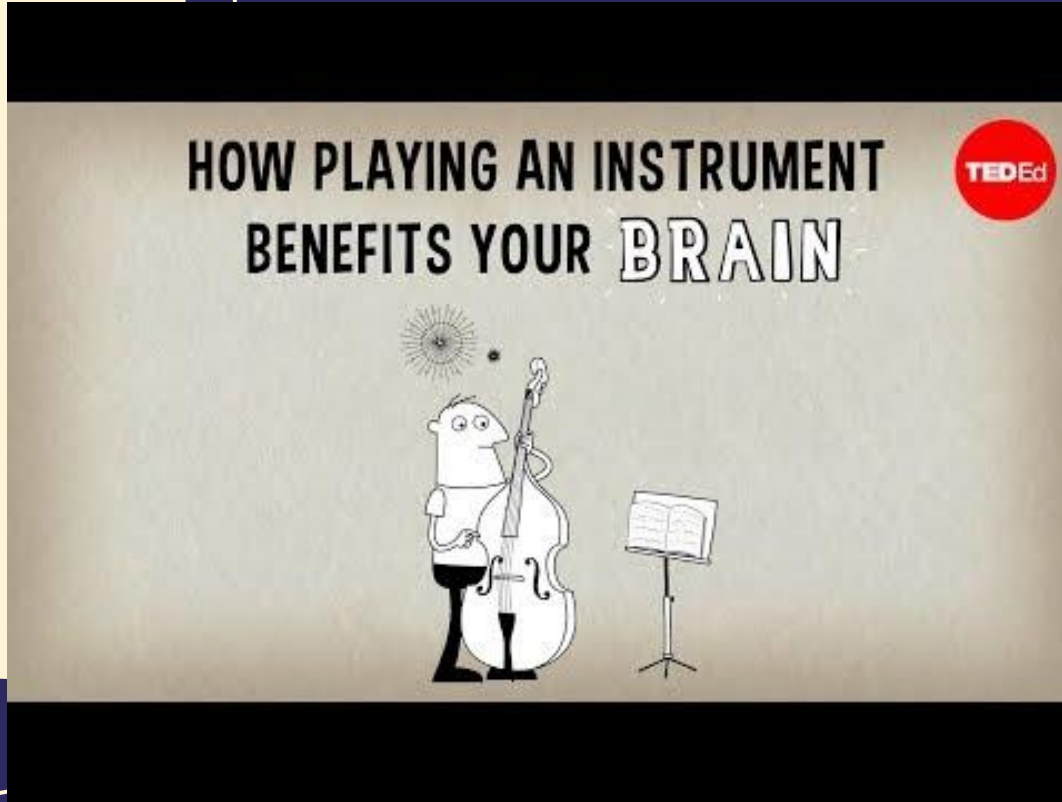
Ext. 7701119

### WEB

[www.penwell.jimdo.com](http://www.penwell.jimdo.com)



# How Music Benefits your Brain (6 mins)





## The Benefits of Music Education (1.30)

